

Message from your new Editor



Dear members, at the last Meeting it was announced that our club needed a volunteer to take on the position of 'Newsletter Editor' as Barbara Averill was resigning after

doing a wonderful job for the last 2 years. With careful consideration I decided to volunteer (what could possibly go wrong?). Hopefully I can do as good a job as Barbara and previous Editors with the help from fellow members sending me newsworthy items of interest.

Until next time

Wendy Bramley (Newsletter Editor)

Message from our President

Dear Members, Firstly, we would like to take a moment to express our gratitude to Barbara Averill who prepared the previous Newsletters. It has been really appreciated.

And now a warm welcome to Wendy Bramley who has taken up the challenge. We look forward to seeing your creativity in future editions.

I would also like to thank the Committee and Volunteers who were involved in arranging the DAS Exhibition during the MRROS event.

Special thanks to Pauline for her efforts in gaining 4 new members, last Tuesday there were 15 in attendance. They are mainly backpackers from around the world.

Also great, that other members, Linda Young, Jenny Taylor and Jenny Ripley (one of our new members) gave Pauline a helping hand.

Just a point, should you have any old brushes, paint, canvases, paper etc. that you no longer need, can you please bring them in for Pauline's group to use.

Best regards

Allan Kay (President DAS)



Sending Our Heartfelt Condolences

We are sorry to advise that Ella Leder's husband has recently passed away.

Dates For Your Diary



Friday 1 November 2024

Entry forms out for January exhibition

Friday 1 November 2024

Entries delivered for Portrait Competition - People and Animals.

Entry forms out for January Exhibition 2025

Saturday 2 November Sunday 3 November

Hanging portraits in the foyer at DAS Hall.

Monday 4 November to 30 November 2024

Judging Portraits

Friday 22 November 2024 2pm

Entries close for January Exhibition 2025

Tuesday 26 - 27 November 2024

Take down and collect artworks for Seascapes in house exhibition

Wednesday 27 November

Small to medium paintings for sale at open Day to be brought to DAS Hall

Thursday 28 November

Small to medium paintings for sale at Open Day to be hung

Saturday 30 November 9am

Craft and smaller items drop off for Open Day

Saturday 30 November 2024 10am to 4pm

Open Day – Christmas Art Sale Bonanza

Wednesday 4 December – save this date

DAS Christmas Lunch - at the Dunsborough Country Club

Winners of the Person Portrait and Animal Portrait announced at the Christmas Lunch

Monday 9 December 2024 onwards

Labels for Jan exhibition being produced

Friday 13 December 2024 Approx

Labels for Jan exhibition ready for collection

Thursday 2 January pm

Transport goods to Yallingup Hall for exhibition (art-works, miniatures, prints and cards only – No craft items, jewellery, homewares etc. will be eligible for entry)

Friday 3 January am

Set up at Yallingup Hall

Friday 3 January pm

Judging

Saturday 4 January 2025 10am

Official opening

Sunday 12 January 2025 4pm

Exhibition closes

Monday 13 January am

Transport goods back to DAS Hall.

Tuesday Night Art 6pm – 8pm in the DAS Hall



Tuesday Night Art has attracted a delightful group of Back Packers from France, Portugal and Norway. They have a wide variety of art interests and have a lot of fun together exploring their talents.



There is plenty of room for others to join us on Tuesday nights, especially now the weather has improved.



I would also like to thank Gay Browne for making her delicious Carrot Cake for the Tuesday Night group. It was very much appreciated!

Pauline Edwards

A Message from Gail

Hi everyone, I'm pleased to advise that our Tuesday Evening sessions are going very well thanks to Pauline Edwards, who has promoted the night sessions and attended on almost every Tuesday night to date.

We have had a rush of new enthusiastic young artists in the making, who are visiting on work visas from overseas joining in on Tuesday evenings, around eight in total. Two have taken up membership as they will be here on extended visas while the others pay their amenity fee. Pauline has taken them under her wing, helping them with their art and lending her own materials. We are asking members if anyone has any unwanted paints, brushes or small canvases that you no longer want, could you let us know and we will put them to good use?

Also, if you would like to come along and assist Pauline on any Tuesday night, even for an hour it would be very much appreciated. Or you could just come and paint with the others.

Christmas Art Sale Bonanza - Open Day November 30th, 10.00am - 4.00pm

The Dunsborough Art Society rooms will be open to the general public for the Christmas Bonanza to welcome new members and also a chance to sell small art pieces, cards and jewellery for Christmas presents.

Please note you will be required to assist with the setting up of the venue if you have items for sale.

We will be providing morning tea. Please bring a plate of Christmas Bonanza finger food.

Rhonda Jackson

Message from our Kitchen Manager



When Wendy asked me to write a report on my duties regarding 'Looking after the Kitchen', I was a little hesitant at first. Finally, I thought it can't be more difficult than writing reports on young children all my life as a teacher in NSW. Well, I guess this may prove to be a mistake, but here goes!

Shopping for supplies is my prime task; however, there are so many choices:

Milk –

Long Life: lactose free, full or low cream
Fresh: Hi Low and Skim etc...

Biscuits - savoury, sweet, gluten free and Milk/dark chocolate

Tea & Coffee - So many brands & varieties

Teas: English, Indian South African, Herbal, and de cafe etc.

Coffees: Instant, ground and coffee bags etc.

Please forgive if I don't purchase your choice - I do try!

General Supplies

The General Supplies are a bit easier...

eg: detergent, antibacterial hand wash, bin bags, baking paper, plastic wrap, foil, dish cloths, scourers, serviettes & tissues.

There are also the laundry tasks of washing tea towels, hand towels and rags. In the cupboards there are cups, mugs, plates and utensils to use. Everyone washes up after use and replaces items after use.

Please note there is a 'Kitchen Needs' note pad on the bench near the electric kettle. Sorry if I am a few days late buying your items.

Thank you to everyone in the Dunsborough Art Society for making me feel so welcome in W.A., especially 'The Wednesday Group'.

Gay Browne(Kitchen Manager)

Paint Pouring – with Di Eggleton (DAS Member)

Di held a small demonstration of Acrylic Paint Pouring with a few members from the Wednesday group. Everyone found it very enjoyable and was happy with their end result.



This book is available to borrow from the DAS Club Library



Thank you Di for hosting this event at your home.

Tony Windberg - Beaches & Rocks Workshop



On Tuesday 8th of June, 12 lucky artists attended the workshop hosted by award winning Australian artist Tony Windberg. Tony also holds regular classes in Pemberton

and Northcliffe.

The morning started with an introduction by Tony followed by each artist introducing themselves, the medium they used and what each artist wanted to get out of the workshop.

He explained the colour wheel, how glazing can enhance texture and a translucent glaze over the whole painting can bring the painting all together.

Whilst he was demonstrating his procedures on canvas he explained how light affects rocks and the transparency of water, how objects further away are more subdued with

colour, the use of dry brushing, pallet knives, and how to build up textures by layering. Laying down mid tones first for the rocks, before defining shapes.

Another tip was how using large brushes to paint with, makes you paint looser and

how to use your brush as a measuring tool.

This helps to determine angles, heights and distances, so as not to draw what we THINK we see.

He also expressed the importance of a good canvas, he himself prefers not to use Monte Marte canvases, as you are unable to remove paint with the dilutant you are using, nor are you able to use the "Reduction Method" which is to remove areas of paint using a palette knife. This method can help in shaping the rocks.

Once Tony's painting had finished it was time for lunch.



By this time it was 1pm and we were all ready to sit down and enjoy the wonderful spread put on by everyone.

After lunch it was time to "have a go" and put what we had learnt to practise.

It looked so simple watching Tony, but I must

admit I found it quite challenging. We all brought in our own photo reference to paint, be it in Acrylic or Oil and each painting was unique to the artist.

Tony was a wealth of knowledge and ever so willing to help in anyway.

It was a wonderful day, had by all.

Carol Hearle

Broome – Allan Morgan

Following Allan's Broome Odyssey over July, August and September this year, Allan is now home, but has a few more photos and words to share.



Getting into the galleries in Broome I found difficult as the owners want to promote local Broome artists unless you are a Larry Mitchell or Douglas Kirsop, and I am light years from that standard.

However, through someone who saw my art at the markets I was introduced to the owners of The Broome Art Gallery, Pete and Tash Larter who were keen to get me to exhibit at their gallery. It turned out to be a terrific opportunity as I didn't want to pack and transport my paintings home and even though it is the low tourist season, and sales expectations are low, they wished to exhibit the paintings.

They have urged me to continue to paint local Broome and Kimberley art so that I can display them next year during the high season.

I must admit to being thrilled and enthused to continue to paint.

Also, as the weather improves I can't help but be excited by how lucky we are to live in this beautiful part of the world with so many wonderful subjects available to for us to paint.





Happy Spring Painting!


SEASCAPES

'Summer' ART DISPLAY DAS Rooms

I would like to thank members for the amount of Seascapes that were delivered to be hung for the 'Summer' Seascape display. It is always a pleasure to hang a successful showing of paintings....AND Wendy Bramley has made a sale! 'Eucla Jetty', well done Wendy.

Thank you, Liz Macleay





**Portrait Competition
People Portrait and Animal Portrait
\$50.00 Prize for each**

Entries due by November 1, 2024
Dunsborough Art Society is holding a Portrait Competition again this year
Due to popular demand there will be two categories to include

Animal Portraits

All exhibits from members welcome, preferably painted in the last 12 months, and not previously entered in this competition
Members can have up to four entries in any combination of the two categories.

They will need to be at the DAS Hall for hanging on November 2nd – 3rd

This will be our Summer Exhibition
Please put your name on a label on the back, and if you are interested in selling it, add the title of the painting and the cost

DAS members will be able to vote on their favourite portrait from November 4th – 30th
A voting box and voting slips will be in the art rooms and you will have one vote for each category

The Winner will be announced at the Christmas Lunch, Wednesday 4 December 2024




2023 Winners

Wendy Bramley for her animal portrait



And



Helen Genders for her Girl portrait

Pastel Landscape Workshop – Rayma Reamy

On Tuesday 15 October 2024 a group of 12 participants were treated to a Pastel Landscape workshop by the lovely Rayma Reamy. Some Dunsborough Art Society members will remember Rayma and her Pastel Seascape Workshop from last year.

Rayma has painted for as long as she can remember, encouraged by her grandmother, and completed formal art studies at two technical colleges in WA. She experimented with different mediums over a number of years until discovering the joys of pastels 25 years ago and belongs to the Pastel Society of Western Australia.

This was a relaxing workshop with Rayma providing the basic equipment, a coloured photo plus several pages of notes, and as we were gently led step by step through the intricacies of creating a rural landscape.

Rayma's five main learning points centred on tonal value, colour contrast, composition, perspective and line control. We found that pastel marks can be hatched, cross hatched, randomly hatched, blended, feathered, blocked in, scumbled and dusted (as in sea spray) but on this day we mostly focussed on blending in the sky and scumbling the remainder of the landscape. We were also treated to a run down on the effective framing of a pastel painting and an accompanying handout with step-by-step details.

We also discussed copyright rules and why some artists prefer that paintings done in a class shouldn't be entered in an exhibition due to, among other reasons, being provided with an image being provided by someone else and well as receiving help with our picture. It was good to be reminded.

Rayma concluded with emphasising that, if nothing else, to go away firstly understanding the concept of tonal qualities, i.e. the dark colours, the mid tones and the light colours, and secondly to be aware of the light source, i.e. if it's an outdoor setting, where is the sun coming from?

Those of us at the Dunsborough Art Society feel privileged to have had the opportunity to be the recipients of Rayma's vast knowledge and experience. With what was provided for us on the day, it was definitely value for money!

Jen Shearing



Next Newsletter November/December 2024

If you wish to submit any articles for the next newsletter please send to me, Wendy Bramley
Bramaz55@hotmail.com